

PRODUCT BULLETIN

Yale AutoEngage Slam Shut Door Lock



AutoEngage Slam Shut Door Lock

AutoEngage is Yale's range of slam shut door locks for timber and composite doors. Such locks are becoming increasingly popular and it's easy to see why.

When the door leaf is closed into the frame, the automatic lock mechanism instantly triggers the security latches, which engage into the striker plates by 20mm. This negates the need to lift a lever to throw the locking points prior to dead-locking through the key. The central deadbolt is operated independently and has a 20mm throw.

The latches and central deadbolt are all retracted by turning the key.

AutoEngage's locking action allows greater flexibility in door design whether on traditionally styled doors where a knob might be used, or on modern, contemporary styles that lend themselves to the clean lines of greenteQ Coastline stainless steel pull handles.

AutoEngage can also be operated via a standard lever if preferred.

The locks are available with a choice of 16 x 2200mm flat faceplate

for Eurogrooves where the faceplate will be cut to size, or with a 20 x 1770mm radiused end faceplate for manufacturers preferring to rout a 20mm slot in the door edge.

There is a choice of 35 or 45mm backsets.

As well as the AutoEngage Classic, with its lockcase **roughly** in a central position, manufacturers can also opt for the Heritage version that has a high level lockcase to replicate the position of traditional rim latches. These locks should be shrouded by circular escutcheons or cylinder pulls, which are available in 6 colours of the greenteQ Suite, including brushed stainless steel to match the pull handles.

Classic and Heritage AutoEngage locks are all PAS24:2016 compliant and have been cycle tested to 100,000 operations.

The product is approved under VBH's Q-secure multi-brand guarantee.

See overleaf for ordering details

Yale AutoEngage Slam Shut Door Lock

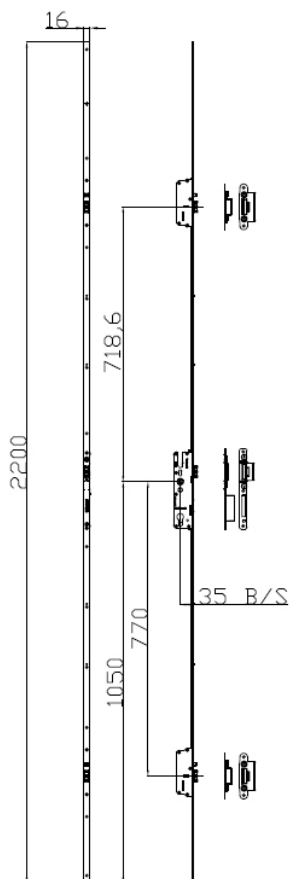
Benefits at a glance:

- Slam shut operation for ease of use
- Allows greater flexibility in door design
- Classic or Heritage options
- PAS24:2016 compliant
- 16mm continuous or 20mm radiused faceplate options
- 35 and 45mm backset options
- Corrosion resistance to EN1670:2007 Grade 4
- Tested to a minimum of 100,000 cycle operational lifespan
- **Q-secure multi-brand guarantee approved**
- Benefits from strong Yale branding

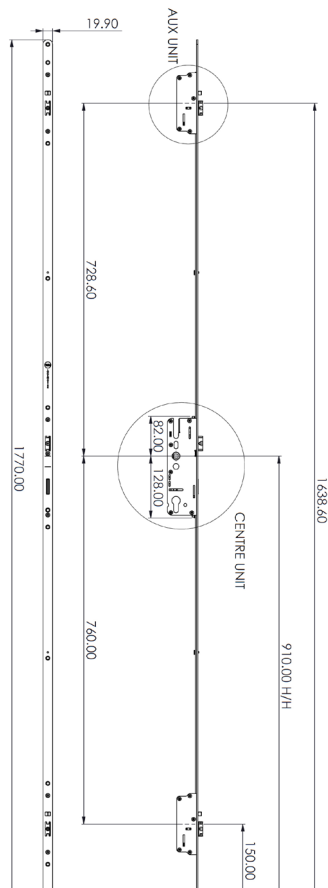
VBH Order Codes

Description	VBH Code	Box Qty
Classic 35BS 16mm Faceplate	3YDL0100	5
Classic 45BS 16mm Faceplate	3YDL0102	5
Classic 35BS 20mm Faceplate	3YDL0101	5
Classic 45BS 20mm Faceplate	3YDL0103	5
Heritage 35BS 16mm Faceplate	3YDL0110	5
Heritage 45BS 16mm Faceplate	3YDL0112	5
Heritage 35BS 20mm Faceplate	3YDL0111	5
Heritage 45BS 20mm Faceplate	3YDL0113	5
Centre Keep LH	3YDL0121	10
Centre Keep RH	3YDL0122	10
Security Latch Keep	3YDL0123	10
End Packer for Security Latch Keep	3YDL0124	10

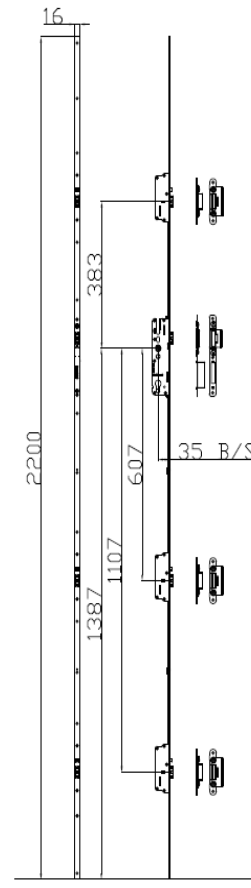
Classic 16mm FP



Classic 20mm FP



Heritage 16mm FP



Heritage 20mm FP

